


masibus

A Sonepar Company



Product Overview



Cost Effective MQTT Gateway

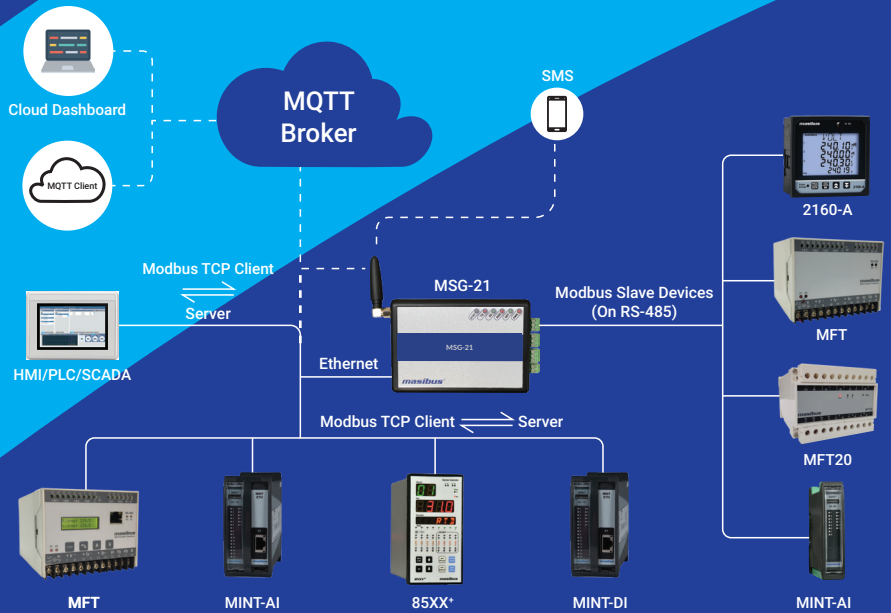
MSG-21 Masibus IIoT Gateway

Features

- 4G Modem (LTE Cat1)
 - Support frequency band: GSM : 900/1800MHz
 - LTE FDD : B1/B3/B5/B7/B8/B20/B28/B31/B72
 - LTE Cat1: 10 Mbps (DL) 5 Mbps (UL)
- Remotely monitoring data on MQTT server
- Retains the data in-case of network failure
- Embedded web server for easy configuration
- Configurable RS-485 baud rate, parity and stop bit
- MQTT on cellular network or WAN is selectable



MSG-21



Wireless I/O for Automation

MSC Masibus Smart Converter (Zigbee Wireless Solution)

Features

MSC-PS-MS

- Integrates multiple Modbus RTU slaves into single profibus network

MSC-ME-MS

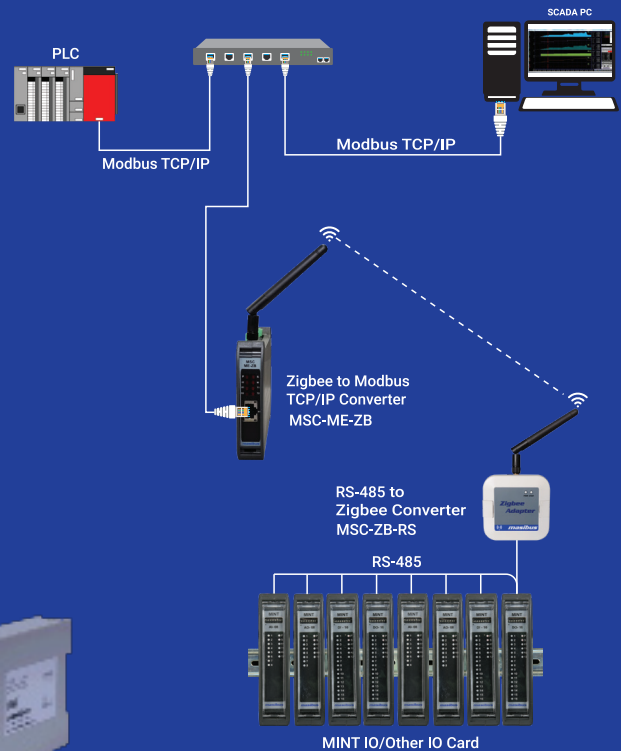
- Supports max upto 64 Modbus RTU slave devices on RS-485

MSC-ME-ZB

- Supports upto 64 Modbus RTU slave devices on RS-485 & ZigBee

MSC-ZB-RS

- Number of ports: 1 RS-485 (Wired) & 1 ZigBee (Wireless)



MSC-ME-ZB



MSC-ME-MS



MSC-ZB-RS




MSC-PS-MS

SBM-S-1225-2025 String Box Monitor (For Solar Industry)


Features

- 8/12/16/20 Analog Input channels for current with built-in shunts
- String voltage input: 0-1500 VDC
- 2 Temperature inputs for RTD sensors & 2 digital inputs
- 1 On-board temperature sensor
- On-board Zigbee module (Optional) for wireless communication
- Self-powered from string power using DC-DC converter

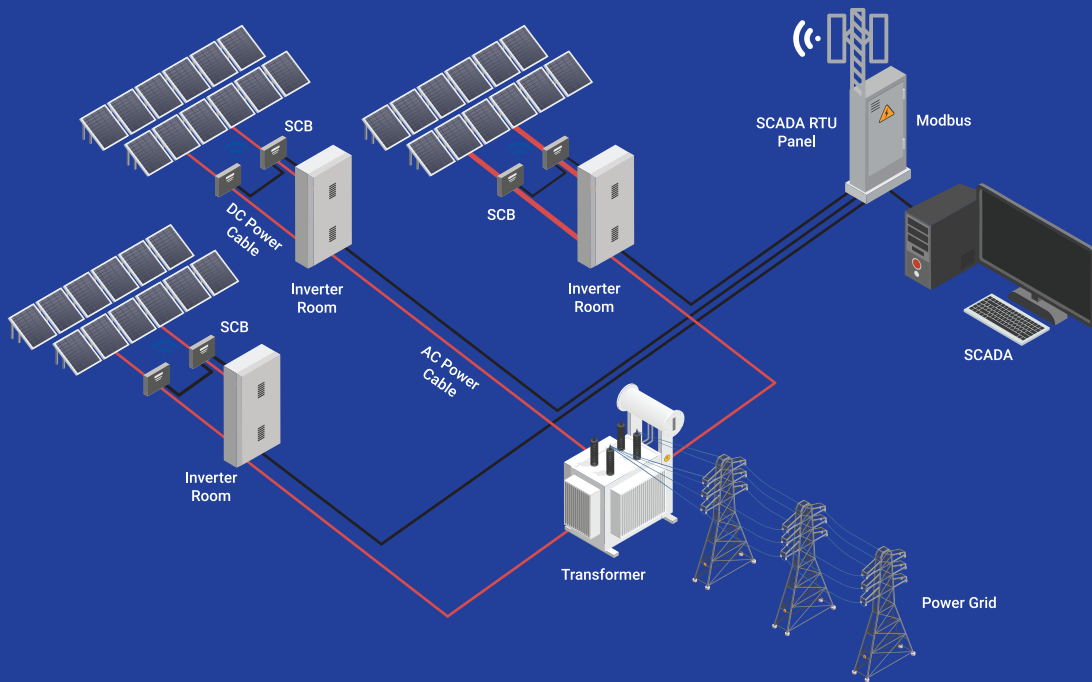


SBM-S-2025

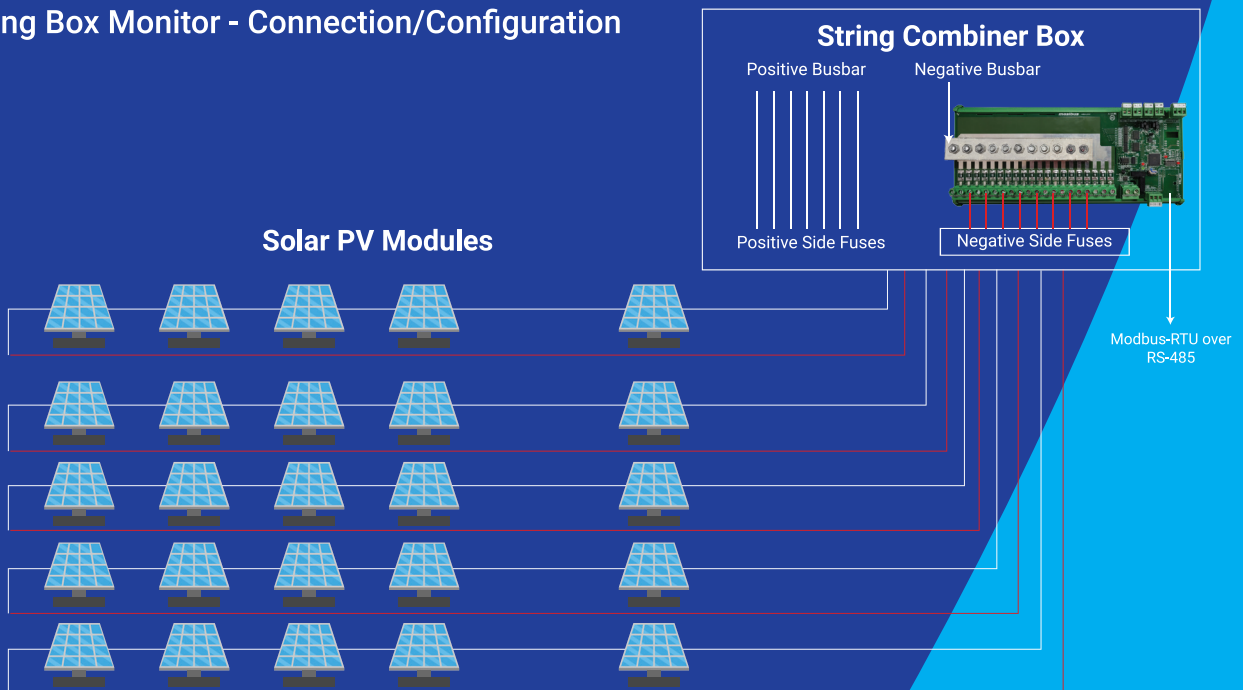
SBM-S-1225



Wireless String Monitoring Box for Solar Plant



String Box Monitor - Connection/Configuration





MTS300R



MTS200R

MTS300R master Redundant GPS Time Server

Features

- 19" 3U Rack mount modular architecture
- Maximum 36 number of timing output can be provided
- Remote alarm notification using SNMP v1, v2, v3 and syslog, remote configuration using SSH, web, SNMP, telnet
- Supporting timing protocols are IEEE 1588 PTP (Power and power utility profile), NTP/SNTP, IRIG-B AM and IRIG-B TTL, FDM, 2.048 MHz. frequency O/P, fiber optic O/P, NMEA, proprietary serial O/P, NTP v2/v3/v4 with MD5 authentication with symmetric and auto key management
- Supporting networking protocols: IPv4, IPv6, UDP, TCP, SNMP, SSH, SCP, HTTP, HTTPS, SYSLOG, telnet
- Redundant and non-redundant GPS master time synchronization unit with internal comparator and switching module for redundancy

MTS200R master Time-Sync

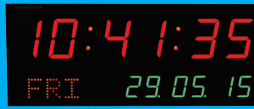
Features

- 19" 1U Rack mount modular architecture
- Maximum 12 number of timing output can be provided based on the configuration selected

Slave Clock



DDU-TDC



DDU-CL



DDU-HZ

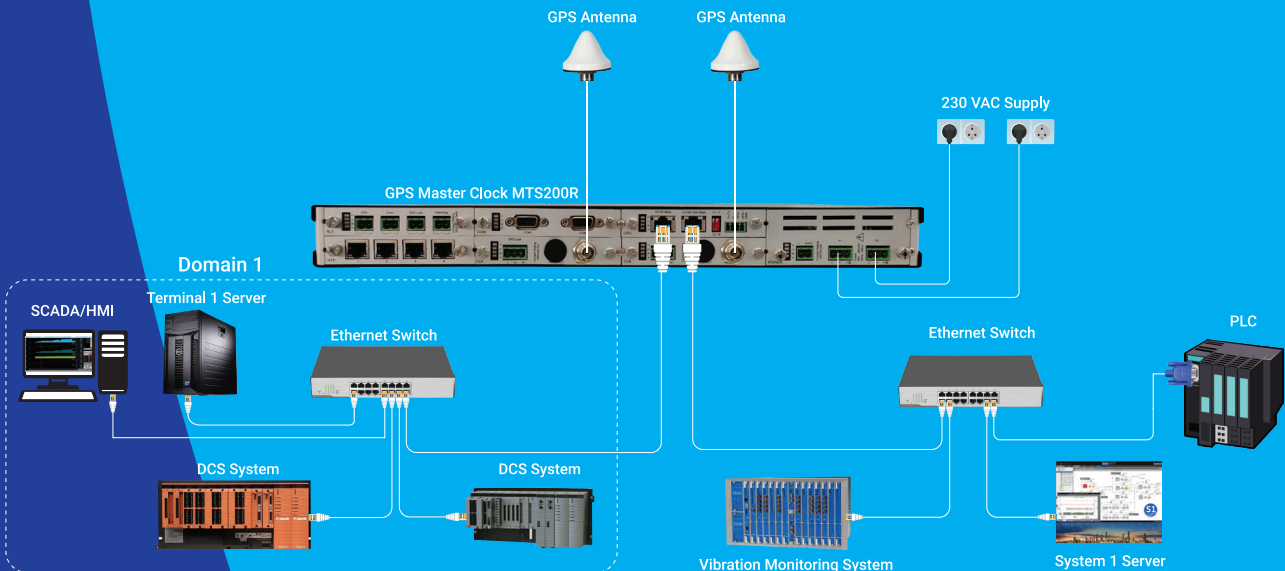


DDU-DY



DDU-TD

Time Synchronization for Process Industry





MC-1-DE



MC-1-DH



MTS200L

MC-1-DE MC-1-DH GPS Time Sync Unit

Features

- GNSS based time server in compact DIN-Rail /panel/wall mount enclosure
- Supporting timing protocols are SNTP/NTP,IRIG-B AM and IRIG-B TTL, NMEA, proprietary serial O/P
- Remote alarm notification, remote configuration using telnet
- 22 satellite parallel tracking

MTS200L masTER Time-Sync

Features

- 19" 1U Rack mount modular architecture
- Maximum 16 number of timing output can be provided
- Power supply redundancy can be provided
- Supporting timing protocols are IEEE 1588 PTP (Power and power utility profile), SNTP/ NTP, IRIG-B AM and IRIG-B TTL, FDM, 2.048 MHz. frequency O/P, fiber optic O/P, NMEA, proprietary serial O/P
- Supporting networking protocols: IPv4, UDP, SNMP, telnet
- Remote alarm notification using SNMP, remote configuration using SNMP v1, v2, telnet



MC-1-U

MC-1-U GPS Master Clock

Features

- 19" 1U Rack mount architecture
- Maximum 10 number of timing output can be provided
- Supporting timing protocols are SNTP/NTP, IRIG-B AM and IRIG-B TTL, NMEA, proprietary serial O/P
- Supporting networking protocols: IPv4, UDP, SNMP, telnet
- Remote alarm notification using SNMP, remote configuration using SNMP v1, v2, telnet

GPS Wireless Master Clock- MC-2

Features

- Receives automatic time from network of GPS satellites
- Transmits the time to clocks through RF or serial
- Synchronization of server time system through RS-232/RS-485



MC-2

Wireless Slave Clock- DDU-24/ 26

Features

- Each clock can act as repeater to extent network range
- Works in stand-alone mode if network fails
- DDU-24 / DDU-26 is also available in Ex-proof enclosure for gas group IIA and IIB (IP65)



DDU-24



DDU-26



DDU-44



DDU-46

Wireless Slave Clock- DDU-44/ 46

Features

- Use of unlimited slave clocks within transmitter's range
- Optional TP (LAN Interface) with IEEE 802.3af compliant PoE
- Retains time during loss of power/time code

TT7S Isolated & Programmable Temperature Transmitters

Features

- Universal input (RTD, Thermocouple, Ohm, mV)
- Full three port isolation
- Linearized output
- Highly accurate
- Fully programmable for input type & range



TT7S11S



TT7S10




TT7S10-H

TT7S00-HR 2-Wire Transmitter Pt-100 input

Features

- Multi-range design
- Output linear to temperature
- Analog linearized for 0.1% linearity
- Sized for DIN B heads and bigger
- Sensor break selection for upscale or downscale



TT7S00-HR

TPT-20 Tap Position Transmitter

Features

- Microcontroller based
- Compact DIN-Rail mounting
- 4 digit red digital display for tap position
- Easy configuration using keys & display
- Programmable tap number upto 100



TPT-20



TT7S10-D



TT7S10-XP
(Single Compartment)




TT7S10-XP
(Dual Compartment)

TT7S10-D/TT7S10-XP Loop Powered Temperature Transmitter with Display

Features

- Universal input (RTD, Thermocouple, Ohm, mV)
- Available in below options
 - TT7S10-D: DIN-Rail mount with 0.3", 4 digit LED display
 - TT7S10-XP: Wall or 2" pipe mount Ex-proof transmitter with touchsense keys
 - 0.56", 4 digit LED display in single compartment
 - 0.39", 4 digit LED display in dual compartment
- 1.5 KV RMS isolation between input & output
- Linearized output
- Highly accurate
- Fully programmable for input type & range
- Digital filter
- Easy configuration using keys and display



DPT7S10

DPT7S10 Differential Pressure Transmitter

Features

- Wide loop supply voltage range from 10VDC to 36VDC
- Custom built LCD 4-digit display
- Configurable unit measurement in mmWC / Pa
- Available in compact and lightweight design for easy and simple wall mount installation
- Configurable by front keypad (Available in device with display)



HT7S11S


HT7S11S Humidity and Temperature Transmitter

Features

- Wide loop supply voltage range from 10VDC to 36VDC
- Custom built LCD display
- Configurable temperature unit measurement in celsius/ fahrenheit/kelvin
- Available in wall and duct mount
- Configurable by front keypad (Available in device with display)

T/RH Transmitter and DP Transmitter for Clean Room Application






MAS-AI-U-08-D 8 Channel Linearized RTD/TC Input

Features

- Input (Field side): For linear type: 0/4-20 mA, 0/1-5VDC, 0-10VDC
- For: RTD/TC: Input: RTD Pt100 and thermocouple (J,K,T,E,R,S,N & B)
- Each channel is configurable for input type
- Output: (PLC side): 0/4-20 mA, 0/1-5VDC, 0-10VDC
- 3-Way isolation for analog signals/channel to channel isolation 1.5 KV AC +/- 0.1% accuracy across span
- Zero and span calibration possible for each channel through the mini USB port
- LED indication for signal over/under
- Dimensions in mm: 225(L) x 90(W) x 90(D)

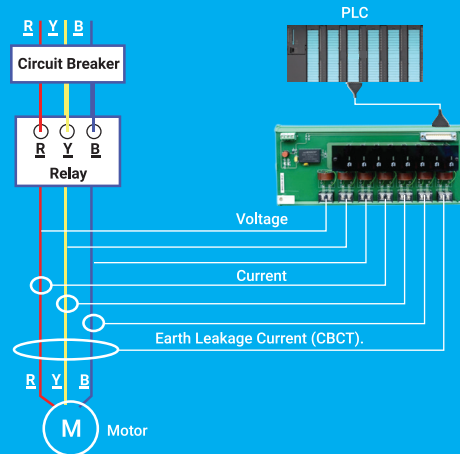



MAS-CBCT-07-D MCC/ VFD Feeder Monitoring FIM

Features

- Multi-channel configurations
- Input (Field side): Current: 0-5A AC, 0-1A AC, 0-300mA AC, 0 - 10mA
- Voltage: 0-150VAC, 0-300VAC, 0-450VAC
- Output (PLC Side): 4-20 mA, 0/1-5VDC, 0-10VDC
- 3-Way isolation for analog signals/channel to channel isolation
- Re-Transmission to interface with DAS/SCADA/PLC
- Dimensions in mm: 275(W) x 126(H) X 90(D) mm


Reduce PLC Cost with Signal Conditioner for Temperature Monitoring Application



4 Channel Modbus Relay FIM



8 Channel Modbus Relay FIM




8/16 Relay Output

MAS-RS-RL Modbus Relay Field Interface Module 4/8 Channel Relay FIM

Features

- Field interface for PLC/DCS/SCADA system


Extending Digital Output to PLC System






MAS-DO-RL-08-D Field Interface Module

Features

- Coil voltage: 5V DC/12V DC/24V DC/48V DC
- Free wheeling diode across the relay coil for protection
- Jumpers for selection between positive/negative looping





MAS-P-D25-M/MAS-P-D25-F
D-Sub (PLC Side) to Screw Terminals (Field Side)

MAS-P-F25-M/MAS-P-F25-F
FRC (PLC Side) to Screw Terminals (Field Side)

Features

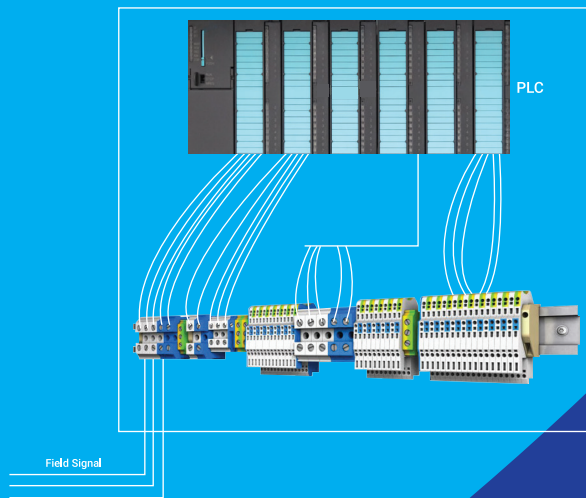
- No. of pins: 15/25/37/50
- Connection: One to One
- Module side termination: D- sub male/female connector
- Field side termination: Screw type/push-in type
- Compact in design
- Reduce installation and assembly time
- Mounting: Universal DIN-Rail- 35 mm

Features


- No. of pins: 16/20/40/50
- Connection: One to One
- Module side termination: FRC male/female connector
- Field side termination: Screw type/push-in type
- Compact in design
- Reduce installation and assembly time
- Mounting: Universal DIN-Rail- 35 mm

Effective Alternative to End to End Cabling


Conventional Wiring using Field TBs



Module Wiring using Masibus Passive FIMs



Special FIMs



MAS-AI-P-16-1L-D
16 Channel Analog Input FIM with PCB Mounted Resettable Fuse Protection




MAS-DO-P-16-1L-D
16 Channel Digital Output FIM with PCB Mounted Resettable Fuse Protection




MAS-DI-P-16-1L-D
16 Channel Digital Input FIM with PCB Mounted Resettable Fuse Protection



MAS-DR-08-D
Diode Oring FIM with Incoming Redundant 24VDC Power Supply Feeder



MAS-PD-08-D-1
8 Channel Power Distribution Board for 24VDC@ 100mA/ 4A Load Current



MAS-PD-08-D-4



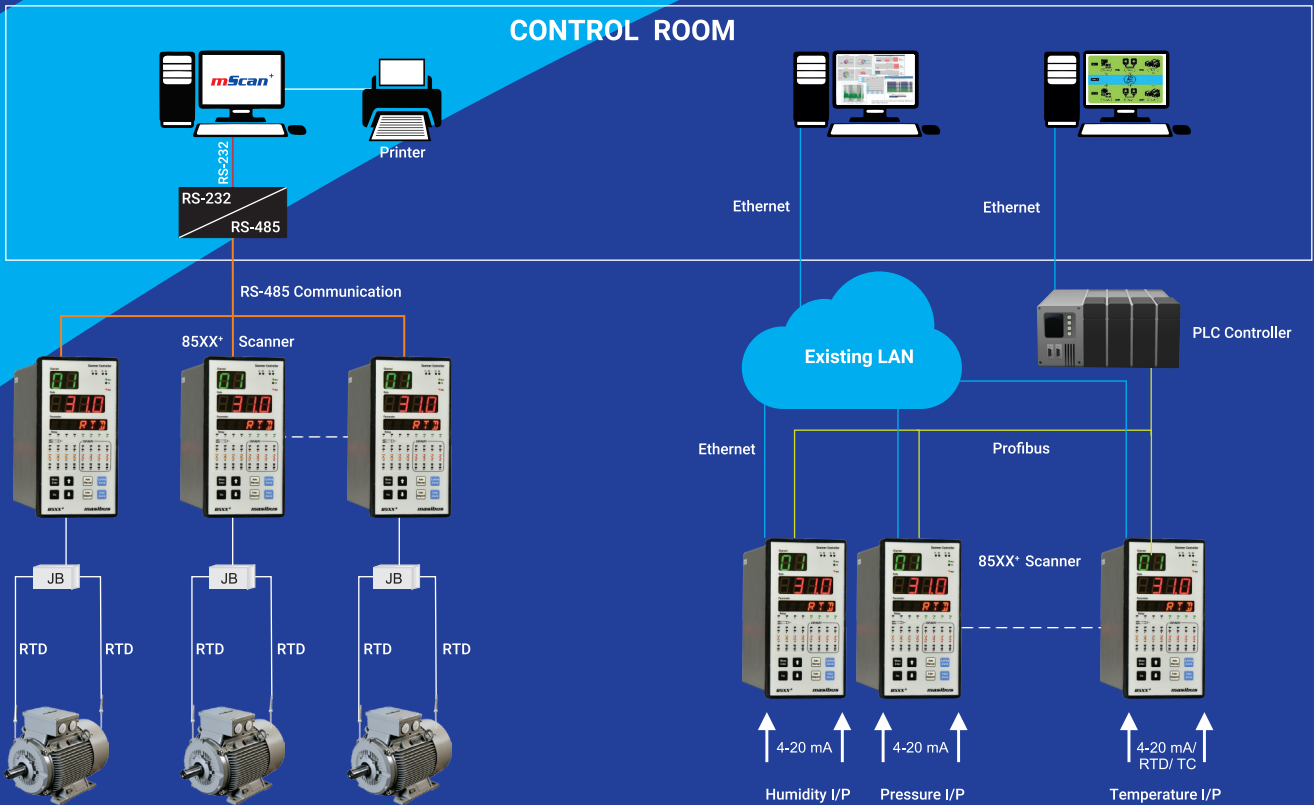
85XX+ 24-Channel Scanner/ DAQ Module

Features

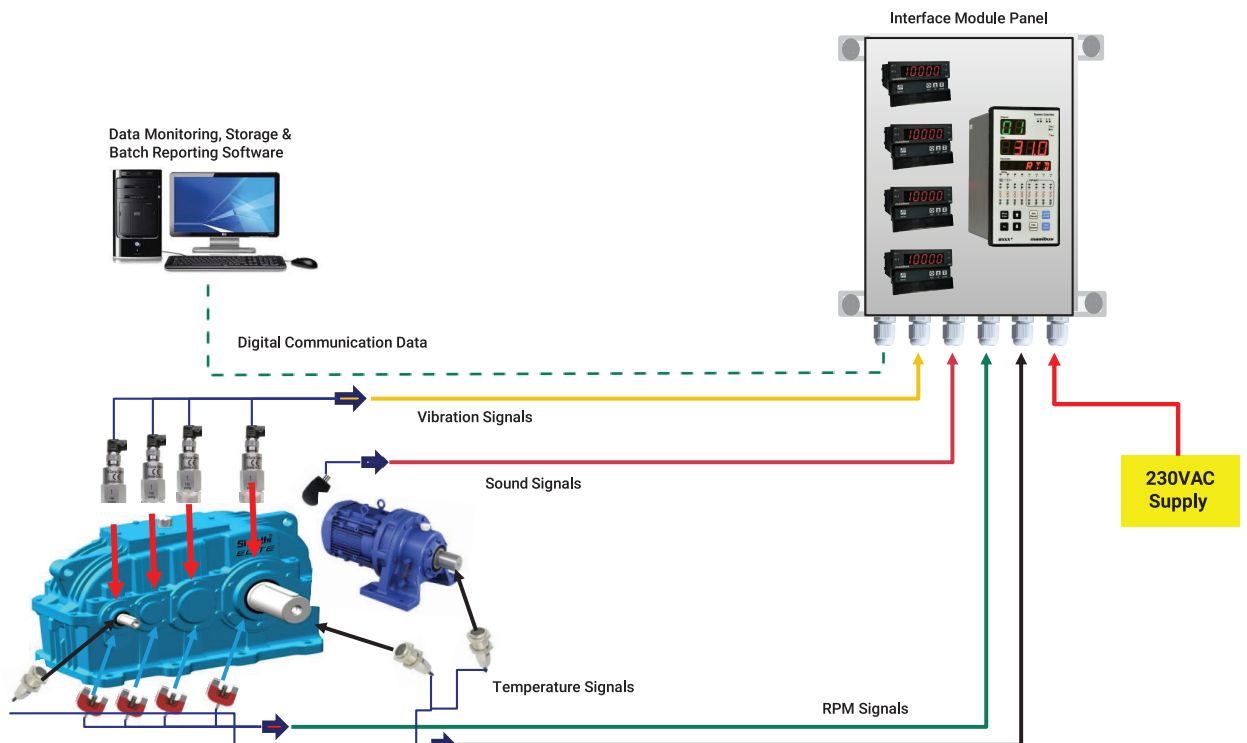
- 8/ 16/ 24 channel analog input
- Compact and rugged
- Alpha-numeric display for programmable tag no. / Engg unit
- EMI/EMC type test qualified & CE marked
- Universal analog input module
- 16 Channel digital input module (Optional)



85XX+



Gearbox Vibration, RPM, Sound, Temperature Monitoring System





8204
4-Channel Scanner



8208
8-Channel Scanner



8040
Data Logger

Features

- Universal input for each analog input
- Compact 1/4 (8208) 1/8 (8204) DIN mounting
- Front panel programming
- Fast sampling rate with instantaneous relay action
- Four relays for alarm/trip

Features

- 16-128 channels configuration
- Scans 128 channels in 3 seconds
- Two user dedicated serial communication ports + one OT/HMI port
- Ethernet port/USB port (Optional)
- 2 x 16 character LCD operator display terminal

DI-16/DO-16/AI-08/AO-08/MINT-CP MINT Intelligent I/Os & Communication Processor

Features

- High performance IO system which can be connected with any brand of PLC / DCS / DAQ in centralized as well as in remote IO configuration
- 15 nos. of IO cards can be clubbed together in a row with one communication processor & same can be repeated for more rows
- Channel density for digital input & output is 16 channel & for analog input & output is for 8 channel. AI card can accept universal input
- Can be integrated with existing plant network over Modbus RTU / Modbus TCP/IP protocol
- Smart IOs to capture field sensors information to IIoT Gateway, which can further be pushed to cloud

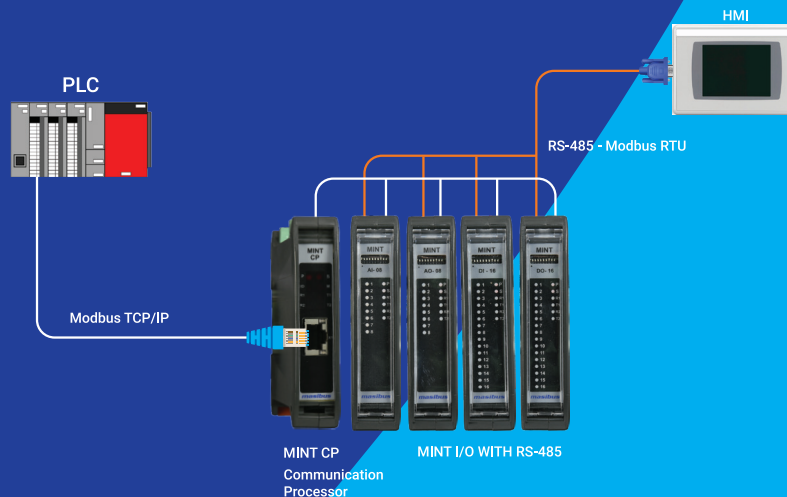
MSC-RE-RS (Modbus TCP/IP to Modbus Serial Protocol Converter)

Features

- Supports max. upto 247 Modbus RTU slave IDs.
- No. of RS-485 ports (Modbus RTU master): 1 No.
- Modbus TCP/IP (ModNet) - 10/100Mbps- Auto detecting
- No. of client supports on Modbus TCP/IP (ModNet) - Up to 4 No.
- Not required any Modbus query Mapping/Configuration



Mint CP with I/O on Modbus TCP/IP to PLC & Mint IO's to HMI on RS-485-Modbus





VMS4SE Multi-Channel Vibration Monitor

Features

- 4/ 8/ 12 channel vibration input module
- 8 Channel analog output
- Optional 8 channel universal analog input module
- 3 I/P & 2 O/P slots capacity
- Compact and rugged panel mount
- Extruded aluminum chassis with IP-55 front fascia

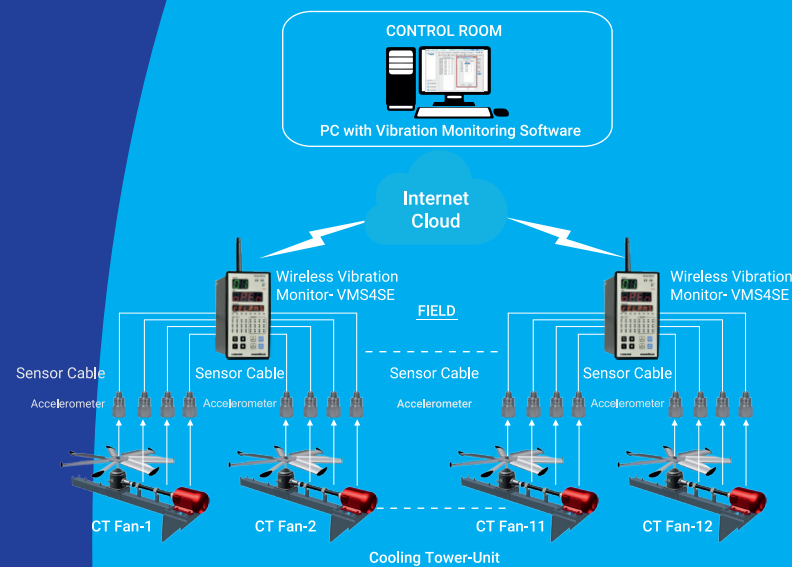


VT7S12E Dual Channel Vibration Transmitter

Features

- Compact DIN-Rail mounting
- 4 Digit LED display for value & 1 digit LED display for channel no.
- Dual channel (Optional single channel)
- Micro controller based
- Same model field configurable for acceleration, velocity or displacement range

Cloud Based Condition Monitoring And Protection



VMS-R Vibration Monitoring Rack

Features

- Compatible with most sensors and probes
- Accepts proximity input
- Programmable proximity input range
- Upto 10 slots for input/output
- Inbuilt flash memory for datalogging

Vibration Monitoring of AHU



- Accelerometer input
- Dual ch. transmitter
- Local indication
- Buffer O/P for analysis
- Field configurable range
- Relay for alarm/trip
- Re-transmission O/P
- RS-485 communication



VSW-160 Vibration Switch

Features

- 3 in 1 (Switch + Indicator + Transmitter)
- Remote sensor or inbuilt sensor option
- Bright 3½ digit, 7 segment LED display
- Touch sense keys for set point display & manual reset
- Area classification: Zone 1 & 2, gas groups: IIA/ IIB & IIC



9000C Signal Isolator

Features


- Available in Aux Powered (AP) and Loop Powered (LP) options
- Slim DIN-Rail mount design of 12.5mm for single output and 17.5mm for dual output
- Rugged & accurate 4 wire and 2 wire Isolator
- Up to 2 outputs with short circuit protection
- CE certified model option
- HART pass through model



9000U+ Signal Isolator

Features

- Rugged & accurate 4 wire isolator
- Switch option for 0/4-20mA, 0/1-5V and 0-10V I/O selec
- Extended universal power supply range: 20V to 265V DC
- 2.0KVAC three port isolation
- Wide zero & span adjustment limits
- Front calibration facility via multiturn trimpot



9000LE Signal Isolator

Features

- BEST IN CLASS ACCURACY, < 0.1% of full span
- HART pass-through available with 2-wire transmitter supply configuration
- Less power consumption < 1.3W per channel
- High 2KV three-port isolation
- 2 Wire & 4 wire transmitter configuration option available




9000E Signal Isolator



9000L Signal Isolator

Features

- Compact DIN-Rail mount design of 35mm for single and dual output
- 1.5 KV AC three port isolation
- Up to 2 outputs with short circuit protection
- High CMRR and NMRR
- High output load driving capability



9000Ex-1/9000Ex-2 Signal Isolator

[Ex ia Ga] IIC

PESO Approval No.: A/P/HQ/GA/104/5522

Features

- Intrinsically safe Associated Device
- 2W transmitter input with HART Pass
- High 2KV three-port isolation
- Low power dissipation



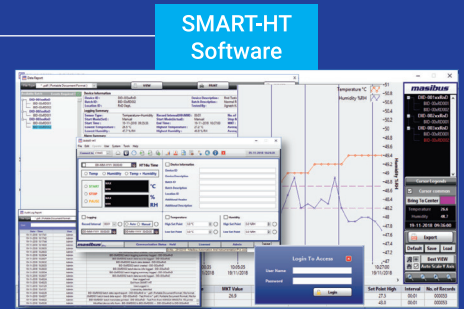
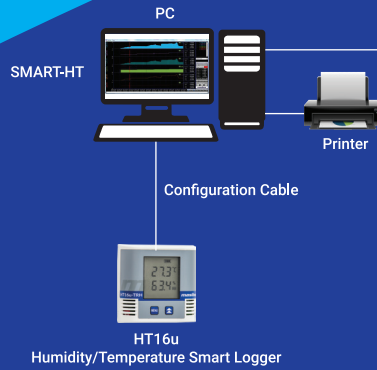
HT16u Humidity/Temperature Data Logger

Features

- Compact RH/T smart logger with integral LCD display
- Max. / Min. readings with reset
- Logs up to 4,00,000 records with time stamp
- High / low alarms status
- Selection of temperature unit measurement in celsius or fahrenheit



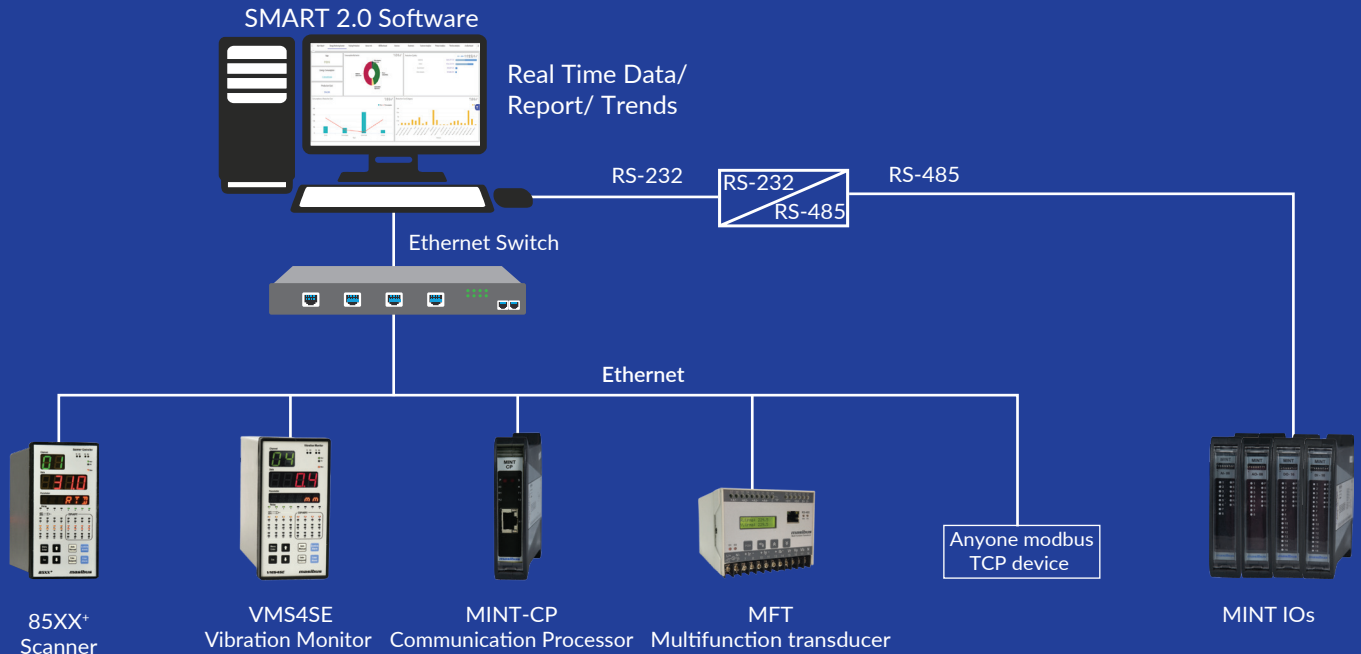
External Probe



Smart 2.0 Software Scalable Monitoring Archiving & Reporting Tool

Features

- **Data Connector:** Modbus RTU, Modbus TCP/IP, OPC DA/UA
- **Masibus Device Templates:** All masibus devices connectivity (85XX+, MINT IO's, Bargraph, Controllers, Energy Meters, etc.)
- **3rd Party Devices:** Any device with Modbus RS-485/Modbus TCP-IP support
- **Server Compatibility:** On-Premises / VM
- **Data Monitoring:** Real time and Historical data monitoring
- **Dashboards Screens:** KPI dashboards: Tabular, Pie/Donut, Gauge, Line Chart, Bar Graph
- **Reports:** Daily, Weekly, Monthly, Yearly Reports
- **Alarms:** Alarm generation based on L/L-L/H/H-H set points
- **Trends:** Live & Historical trends
- **Email:** E-mail reporting and automatic scheduling
- **21-CFR Part-11 User Management:** Optional



2160-A Multifunction Power & Energy Meter

Features

- Available in accuracy class 1.0 as per IS 13779 / IEC 62053-21 and class 0.5s or 0.2s as per IS 14697 / IEC 62053-22
- True RMS measurement
- Field programmable CT/PT ratio & secondary value
- Four quadrant measurement
- RS-485 Modbus- RTU communication protocol
- Maximum demand and THD measurement

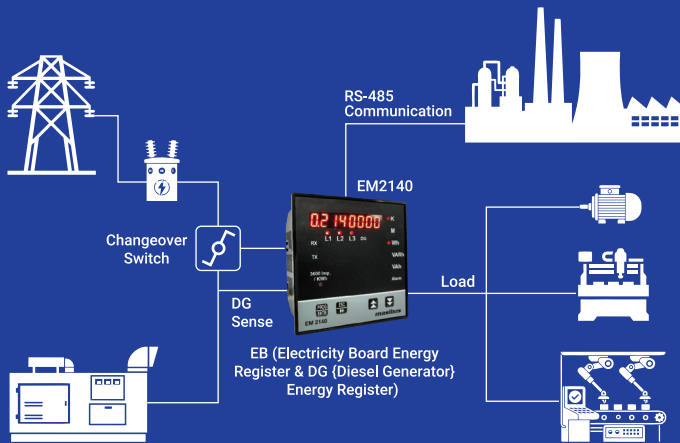


2160-A (LCD)



2160-A (LED)

Dual Source Energy Measurement



EM2140 Dual Source Energy Meter

Features

- Available in accuracy class 1.0 as per IS 13779 / IEC 62053-21
- True RMS measurement
- Field programmable CT/PT ratio
- Available EB/DG dual source energy measurement
- Independent programmable relay output for alarm trip
- Display parameters selection in run mode
- Phase healthy & reversal indication



EM 2140

MFT20 / MFT Multifunction Transducer

Features

- Available in accuracy class 0.5 or 0.2 as per IEC 60688 standard
- Field programmable CT/PT ratio
- True RMS, microcontroller based transducer
- 28 Electrical parameters can be mapped to analog O/P
- Field programmable up to two analog output (MFT20) & four analog output (MFT)
- GUI based site configuration software



MFT20



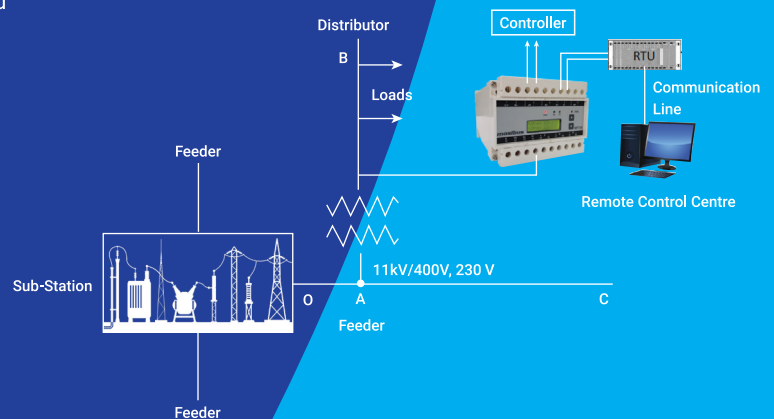
MFT



PDA



PDV



PDA Programmable AC Current Transducer PDV Programmable AC Voltage Transducer

Features

- High accuracy class 0.2 as per IEC 60688 Standard
- PDA-Programmable AC current input 1A/5A
- PDV- Programmable AC voltage input 57.7 to 415V
- Site Selectable output (4-20mA/0-20mA/0-10V/0-5V/1-5V)
- Support bent Characteristic for input-output signal curve



UC12 Universal Calibrator

Features

- Compact, handheld, user friendly menu
- Available with EMI/EMC compliance
- Easy to read color graphical TFT LCD display
- Rechargeable lithium ion battery with enhanced power control for prolonged battery life
- Measure: mA/ V/ mV/ mA (24V)/ switch-test / RTD/ TC/ frequency/ pulse



LC 12 Loop Calibrator

Features

- Easy to read color graphical TFT LCD display
- Available with EMI/EMC compliance
- Rechargeable lithium ion battery with enhanced power control for prolonged battery life
- Simultaneously measure and source: mA, mV and V with dual readings on display
- 24 VDC loop power supply to power transmitters and loops



TC12+ Temperature Calibrator

Features

- Compact, handheld, user friendly menu
- Easy to read color graphical TFT LCD display
- Rechargeable lithium ion battery with enhanced power control for prolonged battery life
- Measure: mA/ V/ mV/ mA (24V)/ switch-test / RTD/ TC
- Source: resistance/ RTD/ TC



LC 11 Loop Calibrator

Features

- Easy to read color graphical TFT LCD display
- Rechargeable lithium ion battery with enhanced power control for prolonged battery life
- Measure or source: mA, mV and V readings
- 24 VDC loop power supply to power transmitters and loops
- Step/ramp functions with auto/man selection

TC596/ TC548/ TC548E ON/OFF - PID Temperature Controller

Features

- Thermocouple/RTD input
- Average energy demand parameter for process diagnosis
- 10A relay for ON/OFF or PID controlling
- SV display in TC548E: 0.31" 7-segment green LED 4-digit
- Three years calibration with auto zero and auto span



TC596



TC548



TC548E

5040 /5040-XP Single Loop Controller

Features

- Universal input selection
- Universal output including valve positioner output
- Auto-Tune PID with ratio control
- Fast loop response time of 250m sec.
- 4 Relay and 4 digital outputs for control, alarms and events



5040



5040-XP

5002U-P Digital Process Controller

Features

- Unique one shot calibration method
- Premium ON/OFF or proportional controller
- Transmitter power supply
- Fast loop response time of 250m sec.
- Up to 4 independent programmable relay output



5002U-P

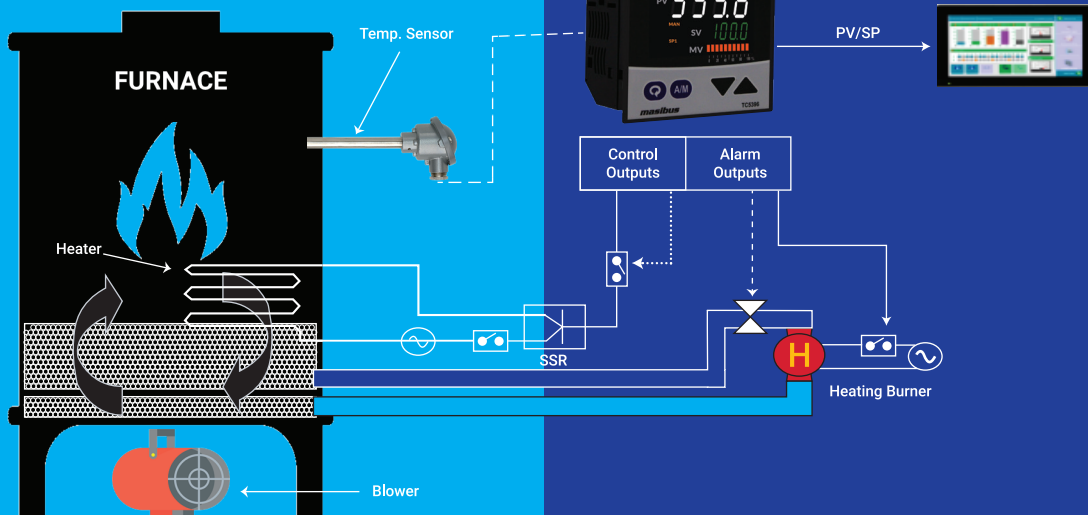
TC5396 Auto-Tune PID Controller

Features

- Advanced Auto-Tune PID algorithm
- Universal input (TC, RTD, Volts, mA)
- 15 Alarm configurations
- RS-485 Modbus communication (Optional)
- Variety of re-transmission output (Optional)



TC5396



CDU Clean Room Display Unit

Features

- RH, temperature and DP measurement
- Internal sensor option (Ease of installation)
- Remote sensor option for RH+T measurement
- Available in LED and touchscreen TFT LCD display options
- 3 Programmable alarms with visual annunciation
- Data backfilling via DNP 3.0 avoiding data loss

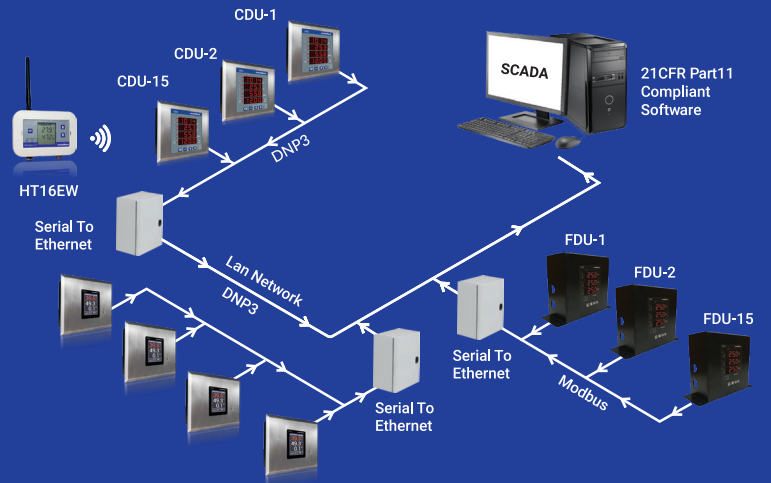


CDU (LED)



CDU (LCD)

Environment Monitoring System



FDU Filter Display Unit (For AHU & BMS Systems)

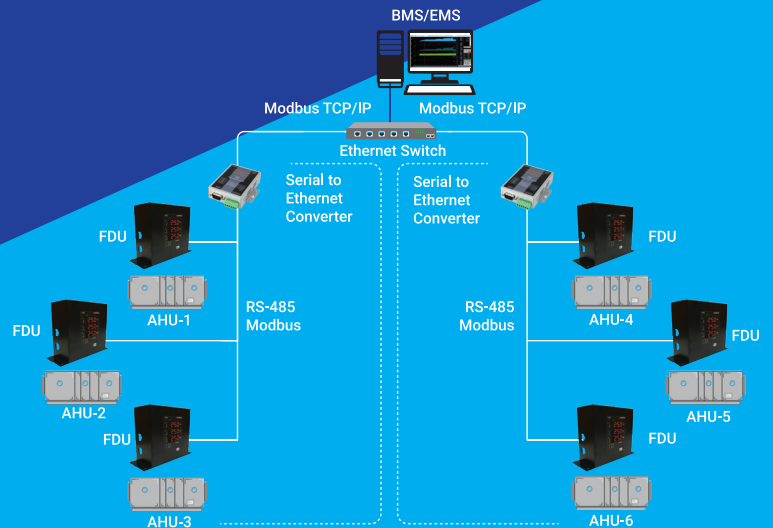
Features

- Micro-controller based differential pressure indicator cum transmitter up to 3 filters
- Software programmable filter ranges
- 3 Programmable Hi/Lo alarms with audio/visual annunciation
- RS-485 Modbus RTU communication for connectivity with BMS/ PLC/ SCADA etc.
- Built in AHU OFF/TRIP status LED indications via digital input

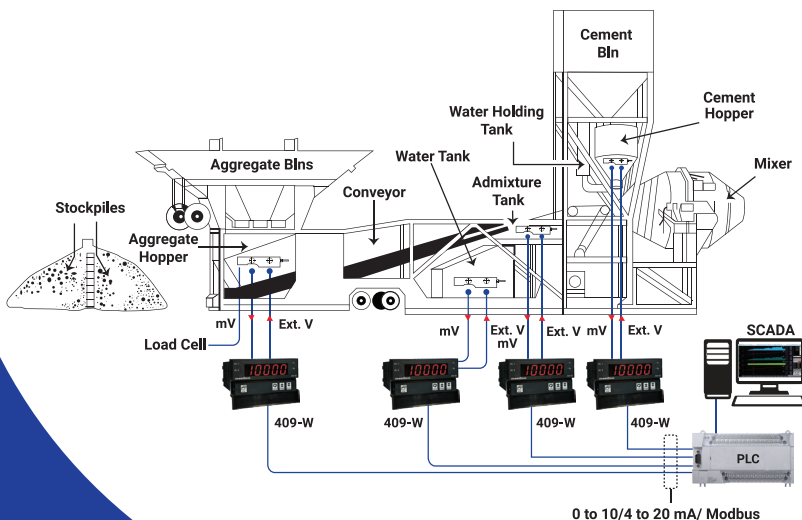


FDU

Filter Display Unit for BMS/ EMS



Dynamic Weighing Application



409-W Load Cell Controller/ Indicator SGT-18 Strain Gauge Transmitter (Load Cell)

Features

- Selectable load cell input ranges
- 5 Digit 0.56" LED display
- Local cell excitation voltage selectable from 5 to 15V DC (Factory set)
- Tare adjustment through keypad/DI
- User selectable gross and net values
- RS-485 interface (Optional) for connecting PLC/DCS



SGT-18



409-W



PHI-22-XP

PHI-22-XP Flame-Proof pH Indicator

Features

- 5 Point calibration
- Slope/offset adjustment
- Built-in-diagnostics
- User selectable: Auto/manual temperature compensation
- Electrode performance indicator

1008S Flow Indicator-Totalizer


Features

- Features & performance like flow computer
- High accuracy, PT compensation, Fast sampling and totalize with precision even fast changing flow rates.
- 4 Relay output
- 2 Relay for flow rate alarm & 2 relay for pre/final batch total
- Batch start/stop, batch/integration total zero



1008S

Mass Flow Measurement With Temperature And Pressure Compensation



masibus

A Sonepar Company

Masibus Automation And Instrumentation Pvt. Ltd.

Gandhinagar

Address: B-30, G.I.D.C. Electronic Estate, Sector - 25, Gandhinagar - 382 024, Gujarat, India

E-mail: sales@masibus.com

Ph. No.: +91 9662042824

Goa

Address: C-6, Phase 1-A, Verna Industrial Estate, Verna, Salcette - 403722, Goa, India

E-mail: sales@masibus.com

Ph. No.: +91 9822135796

Sharjah

Address: A2-102, SAIF Zone, PO Box 120145 Sharjah, UAE

E-mail: sharjahall@masibus.com

Ph. No.: +971 65574650

Bengaluru

E-mail: sales@masibus.com

Ph. No.: +91 8732971943

Chennai

E-mail: sales@masibus.com

Ph. No.: +91 9725154195

Delhi

E-mail: sales@masibus.com

Ph. No.: +91 9909949742

Hyderabad

E-mail: sales@masibus.com

Ph. No.: +91 9909949062

Kolkata

E-mail: sales@masibus.com

Ph. No.: +91 9512003359

Mumbai

E-mail: sales@masibus.com

Ph. No.: +91 9689937234

Pune

E-mail: sales@masibus.com

Ph. No.: +91 9689937234

E-mail: sales@masibus.com

Website: www.masibus.com

Sales Service: TOLL FREE (India)

1-800-233-2273

Sonepar India Pvt. Ltd.

Gurgaon

Address: Plot No. 229/239, Village - Kherki Daula, Sector 76, Gurugram, Haryana, 122004, India

Kolkata

Address: 503, Block 4B, Ecospace Business Park, Newtown, Rajarhat, Kolkata, West Bengal, 700160, India

Chennai

Address: Plot No. 1, Gokul Garden, Melnallathur, Thiruvallur, Chennai, Tamil Nadu, 602002, India

Aurangabad

Address: FP-42, Five Star Industrial Area, Shendra MIDC, Aurangabad, Maharashtra, 431201, India

Panchkula

Address: Plot No. 263, Industrial Area, Phase-II, Panchkula, Haryana, 134113, India

Bhubaneswar

Address: Plot No. 443, 1st Floor, Saheed Nagar, Bhubaneswar, Odisha, 751007, India

E-mail: communications@soneparindia.com

Website: www.soneparindia.com